

Letter to the Editor

Experimental study on the reaction between nuclear graphite IG-110 and carbon dioxide

Eung Soo Kim *, Hee Cheon No

Department of Nuclear and Quantum Engineering, Korea Advanced Institute of Science and Technology, 373-1, Guseong-dong, Yuseong-gu, Daejeon 305-701, Republic of Korea

Received 19 July 2005; accepted 7 November 2005

Abstract

With nuclear graphite IG-110, we measured various kinetic parameters and reaction rates of the C/CO₂ reaction. As a result, its activation energy is 295 ± 8 kJ/mol and the order of reaction is 0.9. It turns out that the rate of C/CO₂ reaction is much smaller than the rate of the C/O₂ reaction which is dominant in HTGR air-ingress below 1400 °C. Finally, we propose the following rate equation for the C/CO₂ reaction of IG-110:

$$r_{C-CO_2} (\text{kg/m}^3\text{s}) = 3.95 \times 10^3 \cdot \exp\left(-\frac{290000}{R \cdot T}\right) \cdot (p_{CO_2})^{0.9}.$$

© 2005 Elsevier B.V. All rights reserved.

1. Introduction

The graphite in high temperature gas cooled reactors reacts with various gases in accidents involving the air-ingress. Among these reactions, the most important is the oxidation reaction (C/O₂ reaction), which is caused by the oxygen gas in the environment. Until recently, many researchers have studied the reaction of C/O₂ [1–10] and obtained excellent results. However, relatively, little attention has been given to other reactions. The reaction of

graphite and CO₂ gas (C/CO₂ reaction) is among those neglected reactions. The reaction of the C/CO₂ is written as follows:



This equation shows that the C/CO₂ reaction produces CO gas as a main product, which is known toxic. Furthermore, since this reaction can damage the structural integrity, investigation on this reaction is necessary for better analysis of the air-ingress.

2. Experiment

Fig. 1 shows our experimental facility. First, we obtained the reaction rate by analysis on the

* Corresponding author. Tel.: +82 42 869 3857; fax: +82 42 869 3895.

E-mail address: kes@nsys.kaist.ac.kr (E.S. Kim).

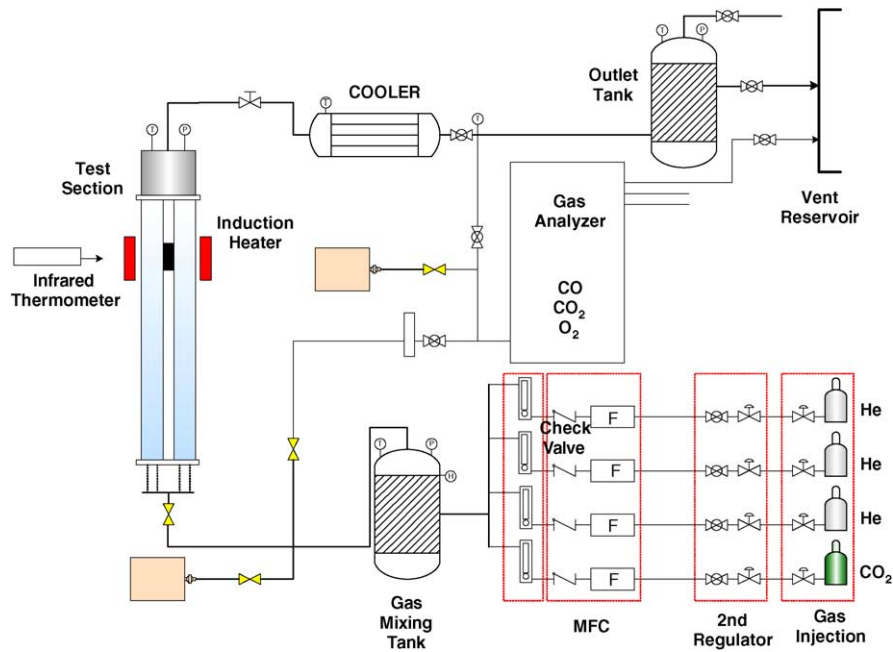


Fig. 1. Schematics of experimental facility.

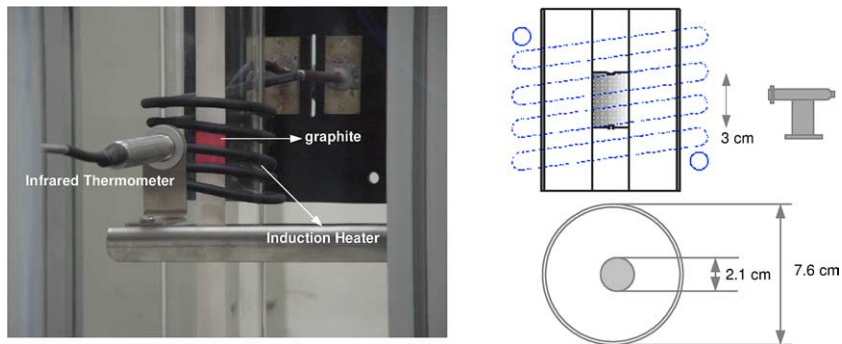


Fig. 2. Test-section.

concentrations of O₂, CO and CO₂ species. Fig. 2 shows the test section. The specimen was supported by a ceramic rod and heated by an induction heater. We then measured its surface temperature with an infrared thermometer. The test specimens made of IG-110 graphite, which is an isotastically molded, isotropic fine-grained and halogen purified, were machined to 2.1 cm in diameter and 3 cm in length. The mixture gas of helium and CO₂ was used as a reacting gas and injected at the bottom of the test section, which was made of a quartz tube. This experiment was conducted in the temperature range between 600 °C and 1400 °C, and in the mole fraction of CO₂ between 5% and 20%.

3. Results and discussion

To investigate the reaction of C/CO₂, we measured kinetic parameters: an activation energy (E_a) and an order of reaction (n). Fig. 3 illustrates the effect of temperature on the reaction rate. In this graph, which is generally called as Arrhenius plot, the x -axis represents $1000/T$ and y -axis represents the logarithm of the reaction rate. This figure shows a linear trend of the data between the two main parameters: $1000/T$ and a log of the reaction rates, and it confirms that the Arrhenius model is globally well representing the reaction of C/CO₂ in our conditions. The activation energy can be obtained

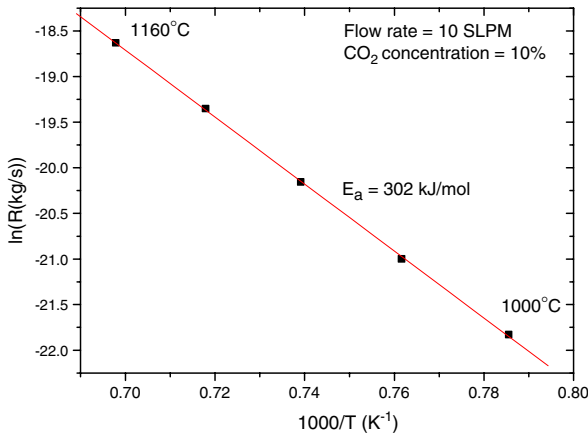


Fig. 3. Effect of temperature on reaction rate.

from the slope of this graph and we repeated the same tests seven times for more confidence. By applying a statistical method, we determined the value of activation energy as 295 ± 8 kJ/mol within 95% confidence level. Although we tried to measure the reaction from 600 °C, we could not detect it below 1000 °C due to its slow rate of reaction. Fig. 4 illustrates the rates of reaction at the temperature between 1000 °C and 1400 °C at the mole fraction of CO₂ between 5% and 15%. This figure shows that the effect of CO₂ concentration is much smaller than the effect of temperature. On the basis of the experimental data, the value of the order of reaction was calculated as 0.9. Fig. 4 also shows that there is no transition in the reaction rate data, and it confirms that the rate of the C/CO₂ reaction is not affected by mass diffusion in our experimental con-

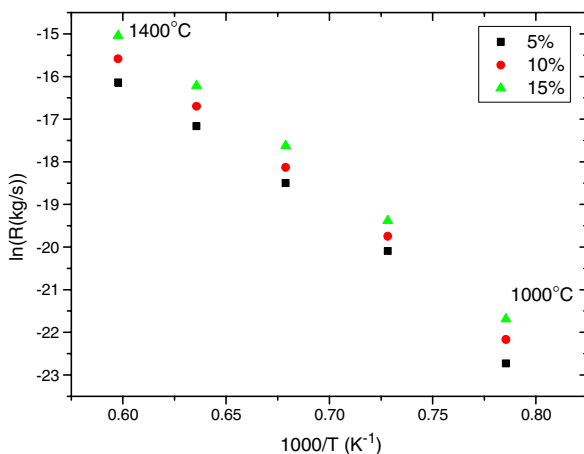


Fig. 4. Reaction rate of C/CO₂.

ditions. We expect that the mass diffusion effect would occur at a higher temperature.

Fig. 5 compares the rates of reactions between the C/CO₂ and the C/O₂, which is the dominant reaction in HTGR air-ingress. For this comparison, we measured the rates of the C/O₂ reaction with the same method as the C/CO₂ reaction. The experimental temperature ranged between 700 °C and 1500 °C, and the CO₂ mole fraction was 2.5–20%. This figure shows that the rate of the C/CO₂ reaction is much smaller than the rate of the C/O₂ reaction. The differences between them are very large at low temperature, but the differences are reduced as the temperature increases due to the limitation of the C/O₂ reaction by mass diffusion effect. Based on the trend of Fig. 5, we deduces that both of the reaction rates would be comparable around 2000 °C. To quantitatively compare the rates of the two reactions, the following value was calculated from experimental data:

$$f(\%) = \frac{R_{C-CO_2}}{R_{C-O_2}} \times 100, \quad (2)$$

where f is a relative percentage of C/CO₂ reaction compared to the C/O₂ reaction, and R_{C-CO_2} and R_{C-O_2} are the rates of C/CO₂ and C/O₂ reaction, respectively. Fig. 6 shows the f value versus temperature. In our experimental conditions, the rate of the C/CO₂ reaction was less than 3% of the C/O₂ reaction. It means that the reaction of C/CO₂ reaction is generally negligible in the reactions between graphite and gases. However, for the special situation where the portion of O₂ gas is very small, on the basis of our experimental data, we propose the following rate equation:

$$r_{C-CO_2}(\text{kg/m}^3\text{s}) = 3.95 \times 10^3 \cdot \exp\left(-\frac{290000}{R \cdot T}\right) \cdot (p_{CO_2})^{0.9}, \quad (3)$$

where r_g is a volumetric rate of C/CO₂ reaction, R is a gas constant, T is temperature (K), and p_{CO_2} is a partial pressure (Pa) of CO₂. Since the IG-110 graphite has a lot of pores in the inside and the effect of inside reaction is more dominant than the external surface reaction, the correlation for C/CO₂ reaction can be expressed by a volumetric reaction as in Eq. (3) when the rate of reaction is slow enough. This equation is a general type of Arrhenius equation and it agrees well with our experimental data with RMS error of $\pm 5\%$.

To investigate the effect of degree of burn-off, thermo-gravimetric analysis (TGA) test was

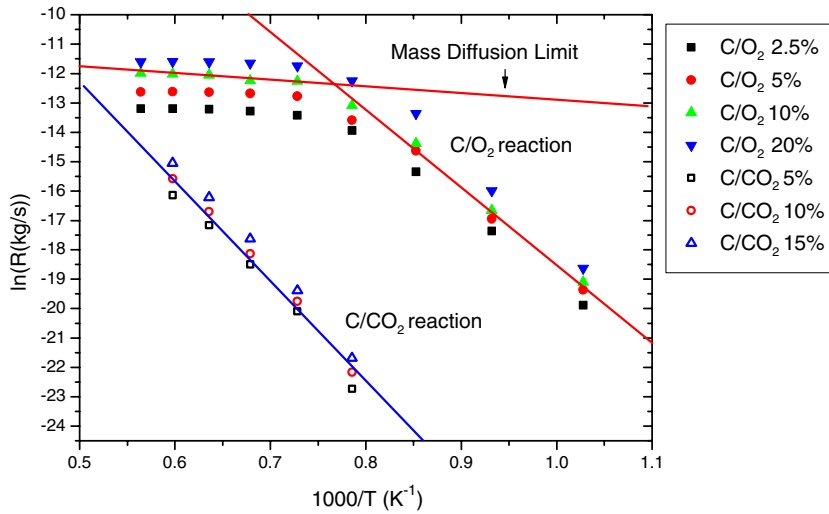


Fig. 5. Comparisons between C/CO₂ reaction and C/O₂ reaction.

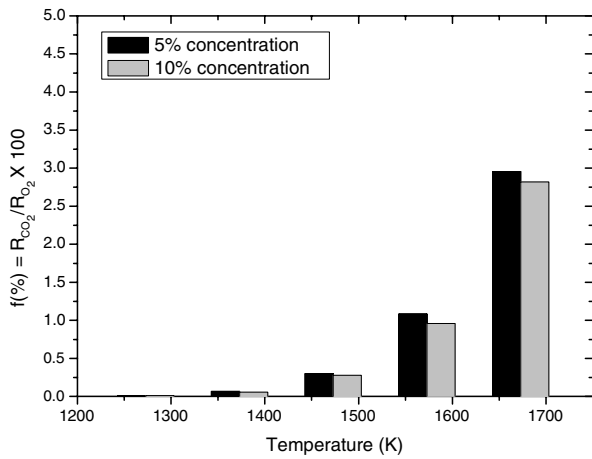


Fig. 6. Comparison between C/CO₂ reaction and C/O₂ reaction.

performed at 1200 °C with initial mass of 39.59 mg. The result is illustrated in Fig. 7. As shown in this figure, the rate of reaction increases with degree of burn-off, and after passing through the maximum, the rates decline. The maximum rate was observed at the burn-off degree of 35–40%. This pattern is very similar to that of C/O₂ reaction reported by Fuller and Okoh [5]. It deduces that the similarity exist also in the changes of internal structure with burn-off between C/O₂ and C/CO₂ reactions. The rate equation for C/CO₂, Eq. (3) was obtained for the induction period, and it represents only initial reaction rate. Therefore, for better prediction in the wide ranges of burn-off, more researches are required.

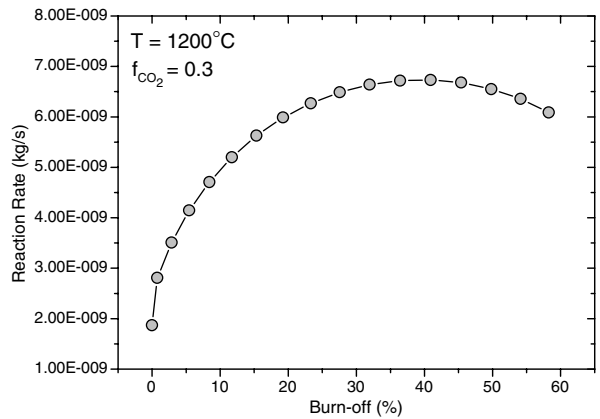


Fig. 7. Changes of the reaction rate with degree of burn-off.

4. Summary and conclusions

In this experiment, we measured various kinetic parameters and reaction rates for the C/CO₂ reaction. The activation energy is 295 ± 8 kJ/mol and the order of reaction is 0.9. As the C/CO₂ reaction is much smaller than the C/O₂ reaction when the temperature is lower than 1400 °C, the effect of C/CO₂ reaction is negligible when both of the reactions occur at the same time below the graphite temperature of 1400 °C. As temperature increases, the differences between them reduced due to the mass diffusion effect of the C/O₂ reaction. On the basis of the trend, we deduced that the reaction of C/CO₂ would be comparable to the reaction of

C/O₂ around 2000 °C. Finally, we propose the following rate equation:

$$r_{\text{C-CO}_2} (\text{kg/m}^3\text{s}) = 3.95 \times 10^3 \cdot \exp\left(-\frac{290000}{R \cdot T}\right) \cdot (p_{\text{CO}_2})^{0.9}.$$

References

- [1] P.L. Walker, F. Rusinko, L.G. Austin, Adv. Catal. 11 (1958) 133.
- [2] T. Takeda, M. Hishida, Int. J. Heat Mass Transfer 39 (1996) 527.
- [3] H.K. Hinsin, W. Katscher, R. Moorman, KFA, ISSN 0366-0885, 1983.
- [4] R. Moorman, S. Alberici, H.K. Hinsin, A.K. Krussenberg, C.H. Wu, in: Proceeding of 9th CIMETC, Florence, vol. 14, 1998.
- [5] E.L. Fuller, M.J. Okoh, J. Nucl. Mater. 240 (1997) 241.
- [6] M. Ogawa, Jpn. Nucl. Soc. 35 (1993) 245.
- [7] T. Hino, M. Hashiba, K. Akimoto, T. Yamashina, J. Nucl. Sci. Technol. 28 (1991) 20.
- [8] H. Kawakami, TANSO 124 (1986) 26.
- [9] L. Xiaowei, R.J. Charles, Y. Suyuan, Nucl. Eng. Des. 227 (3) (2004) 273.
- [10] M. Takahashi, M. Kotaka, H. Sekimoto, J. Nucl. Sci. Technol. 31 (12) (1994) 1275.

Eung Soo Kim (BS, nuclear engineering, Korea Advanced Institute of Science and Technology (KAIST), 1999; MS, nuclear engineering, KAIST, 2001) is a Ph.D. candidate in the Department of Nuclear and Quantum Engineering at KAIST. His background includes analysis and experiments on heat-mass transfer and the fluid dynamics of advanced reactor systems.

Hee Cheon No (BS, nuclear engineering, Seoul National University, 1976; Ph.D., nuclear engineering, MIT, 1983) is a professor in nuclear and quantum engineering at KAIST. His research interests include the thermal-hydraulic design and safety analysis of PWRs and hydrogen production gas-cooled reactors along with analysis and experiments on two-phase flow and scaling methodology.